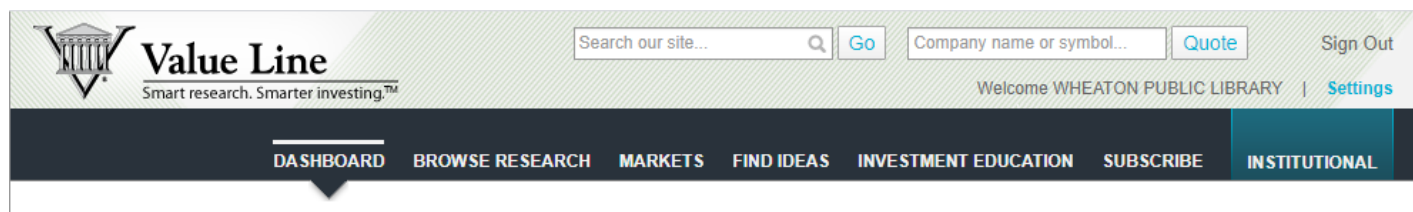


Name: Value Line



The screenshot shows the Value Line website header. On the left is the Value Line logo with the tagline "Smart research. Smarter investing™". To the right is a search bar with "Search our site..." and a "Go" button, followed by a "Quote" button and a "Sign Out" link. Below the search bar is a navigation menu with links for "DASHBOARD", "BROWSE RESEARCH", "MARKETS", "FIND IDEAS", "INVESTMENT EDUCATION", "SUBSCRIBE", and "INSTITUTIONAL". A "Settings" link is also visible.

Description:

Provides information and advice on publicly traded company stocks, mutual funds, options, industries, the stock market, and the economy.

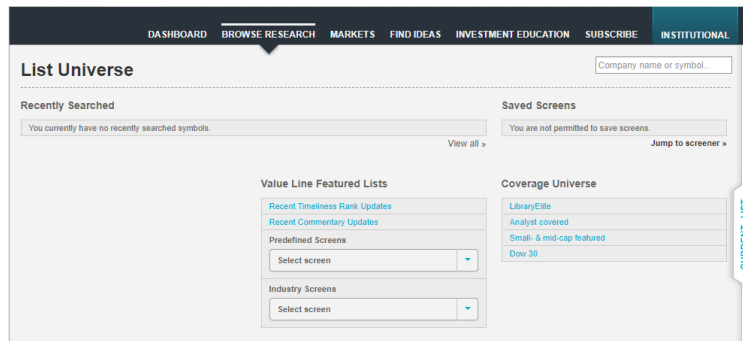
Businesses and Entrepreneurs will find:

- Weekly one-page reports covering current and historical financial data, price and earnings projections, charts, rankings, analyst commentaries
- Up-to-date reports contain a summary and index of all stocks with statistics
- Stock trends and comparisons, stock volatility, expected stock price performance in the next 6-12 months
- Current financial, economic, market stats; forecasts, interesting and attractive stocks, model portfolios

Access: www.wheatonlibrary.org → Business Resource Center → Search business databases → Value Line

Browse Research -

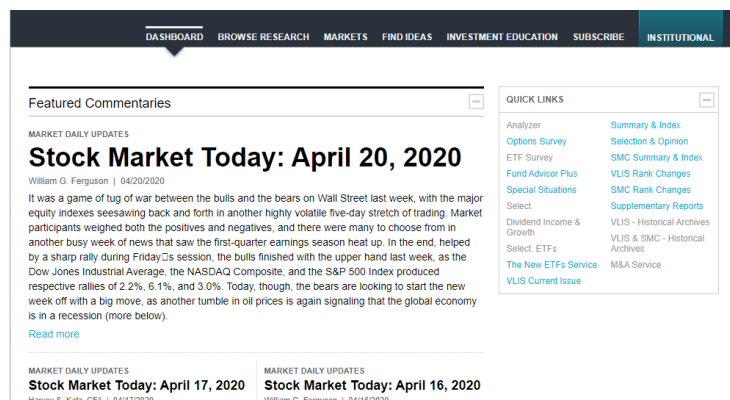
- Search by company or ticker symbol
- Find your created and saved lists of stocks and screens
- Access information and Value Line's traditional PDF stock reports under **Coverage Universe**



The screenshot shows the "List Universe" page. It features a search bar at the top right. Below the search bar are sections for "Recently Searched" (currently empty), "Saved Screens" (with a "Jump to screener" link), and "Value Line Featured Lists" which includes "Recent Timeliness Rank Updates", "Recent Commentary Updates", "Predefined Screens" (with a dropdown menu), and "Industry Screens" (with a dropdown menu). There is also a "Coverage Universe" section on the right.

Dashboard -

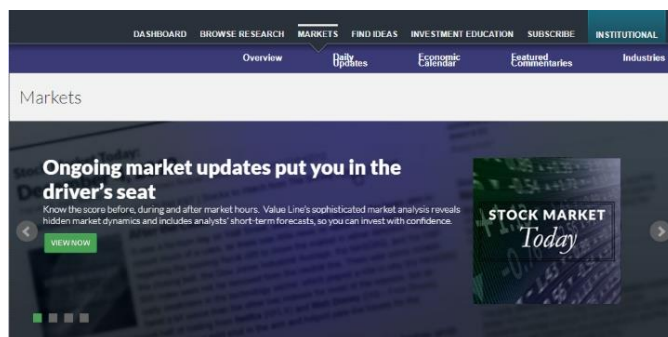
- Daily Market updates
- Quick links to features including
 - Options Survey
 - Fund Advisor Plus
 - Special Situations
 - The New ETFs Service
 - VLIS Current Issue
 - Summary & Index
 - Selection & Opinion
 - SMC Summary & Index
 - VLIS Rank Changes
 - SMC Rank Changes
 - Supplementary Reports



The screenshot shows the Value Line dashboard. The main content area features "Featured Commentaries" with a "Stock Market Today: April 20, 2020" article by William G. Ferguson. Below this are "MARKET DAILY UPDATES" for April 17, 2020 and April 16, 2020. On the right side, there is a "QUICK LINKS" menu with various options like "Analyzer", "Options Survey", "ETF Survey", "Fund Advisor Plus", "Special Situations", "Select", "Dividend Income & Growth", "Select: ETFs", "The New ETFs Service", "VLIS Current Issue", "Summary & Index", "Selection & Opinion", "SMC Summary & Index", "VLIS Rank Changes", "SMC Rank Changes", "Supplementary Reports", "VLIS - Historical Archives", "VLIS & SMC - Historical Archives", and "MSA Service".

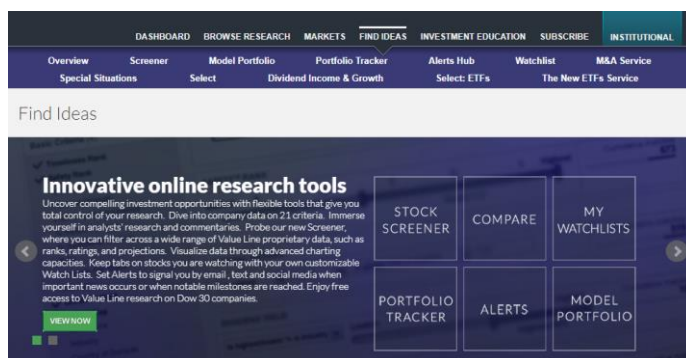
Markets -

- Daily stock market commentary and analysis
- Calendar of government economic report dates
- Analyst evaluations of 90+ industries



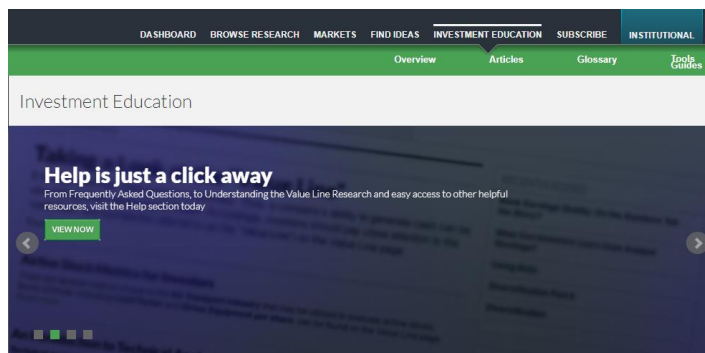
Find Ideas_

- Access model portfolios, charts, company data, analyst research, commentaries, specialized reports
- Create custom portfolios, screeners, watch lists, and alerts,
- Find stocks of interest



Investment Education -

- Educational Articles on stocks, funds, options, convertibles, the economy
- Glossary of terms
- How-to guides
- Investment strategy planning, FAQ's, resources



Subscribe - purchase Value Line products and services

Institutional - get directed to the institutional website www.valuelinepro.com

Sample Exercises:

1. Overall, how did the stock market perform yesterday?
2. Find the current issue of **The Value Line Investment Survey (VLIS)**.
3. Create alerts for favorite stocks and a watch list for potential stocks.
4. What does the term - **Dividend Yield** – mean?
5. What is the expected stock price performance in the next 6-12 months for **Home Depot**?
6. Find an overall industry evaluation report for **Foreign Electronics**.
7. When will the next **federal jobs report** be published?
8. Find, download, and print the most recent and previous PDF report for **Facebook**.
9. Locate the most current data on **Intel**.