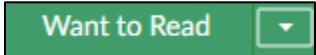




What Should I Read Next?

NovelList

- Access NovelList by going to www.wheatonlibrary.org → **Browse** → **Research** → **NovelList Plus**
 - You will need a valid Wheaton Public Library card number to use NovelList at home.
- From the NovelList home page, check **Recommended Reads List** on the left side of the screen to browse books by genre.
 - Browse additional books by genre by going to **Browse By** (at the top of the screen) → **Genre**
 - Browse award lists by going to **Browse By** → **Award Winners**.
- Search for a book, author or series using the search box at the top of the screen.
 - When on a book, author, or series page:
 - Look along the right side of the screen for read-alikes, and hover your mouse over each read-alike to see why it is recommended.

Goodreads

- Create a free account at www.goodreads.com
- Use Goodreads to keep track of your reading by organizing your books onto “shelves” such as To Read, Currently Reading, and Read.
 - View or edit your shelves by clicking on **My Books**
 - To add a book to your shelves:
 1. Search for it using the search bar at the top of the screen.
 - You’ll see a description of the book, along with ratings and reviews from users.
 2. Click on the **Want to Read** button to add it to your Want To Read shelf, or click on the dropdown arrow to choose a different shelf. 
 3. Enter a rating, review, date read, etc. if you would like.
 - Clicking on a star rating is a fast way to add a book to your Read shelf. If you want to add a review or reading dates later, you can do that through **My Books**.
 - Anytime you see a **Want To Read** button next to a title on Goodreads, you can add it directly to your shelves.
- Add friends or see your friends list by clicking on the **Friends** icon at the top right corner of the screen. 
 - Click on Add Friends to search for new friends by name and email address, or give Goodreads access to your address book.
- See/edit your profile and change account settings (including privacy settings) by clicking on the **Profile** icon at the top right corner of the screen. 
- Go to **Browse** → **Recommendations** to get or give book recommendations.
- Go to **Browse** → **Deals** to see sales on ebooks.
- Go to **Browse** → **Giveaways** to enter free giveaways for books.
- Go to **Browse** → **Lists** to see and vote on book lists.
- Go to **Community** → **Groups** or **Community** → **Discussions** to join groups or discuss books with other users.